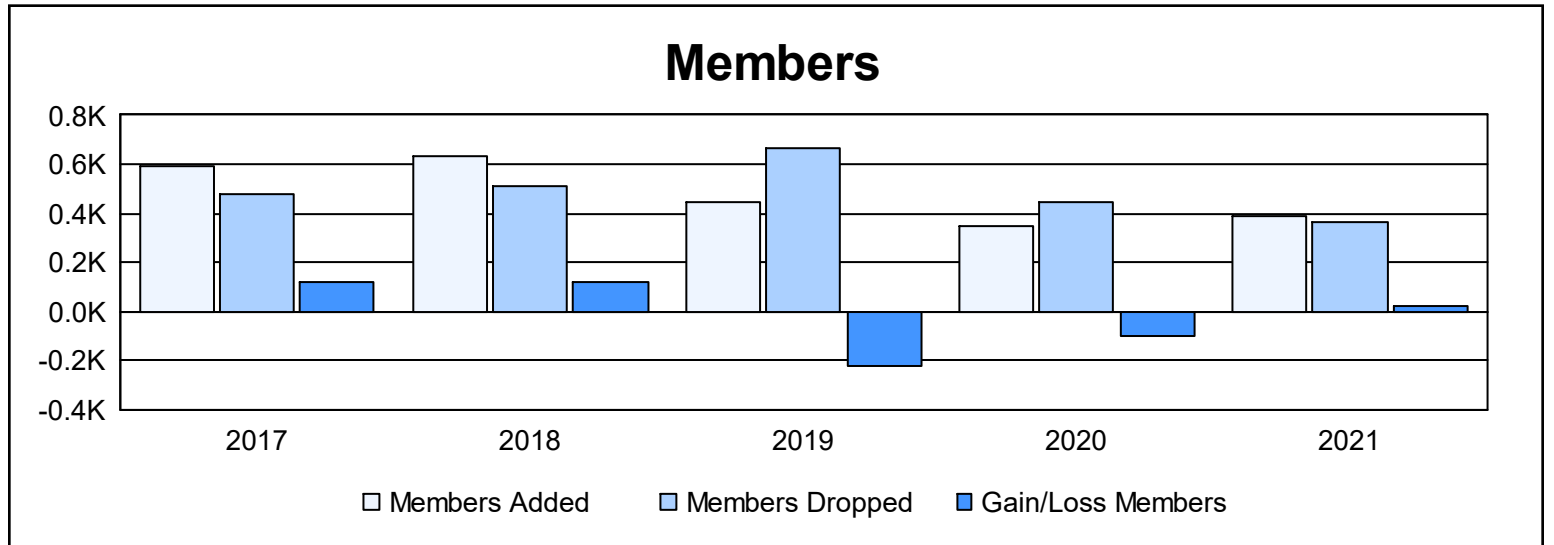
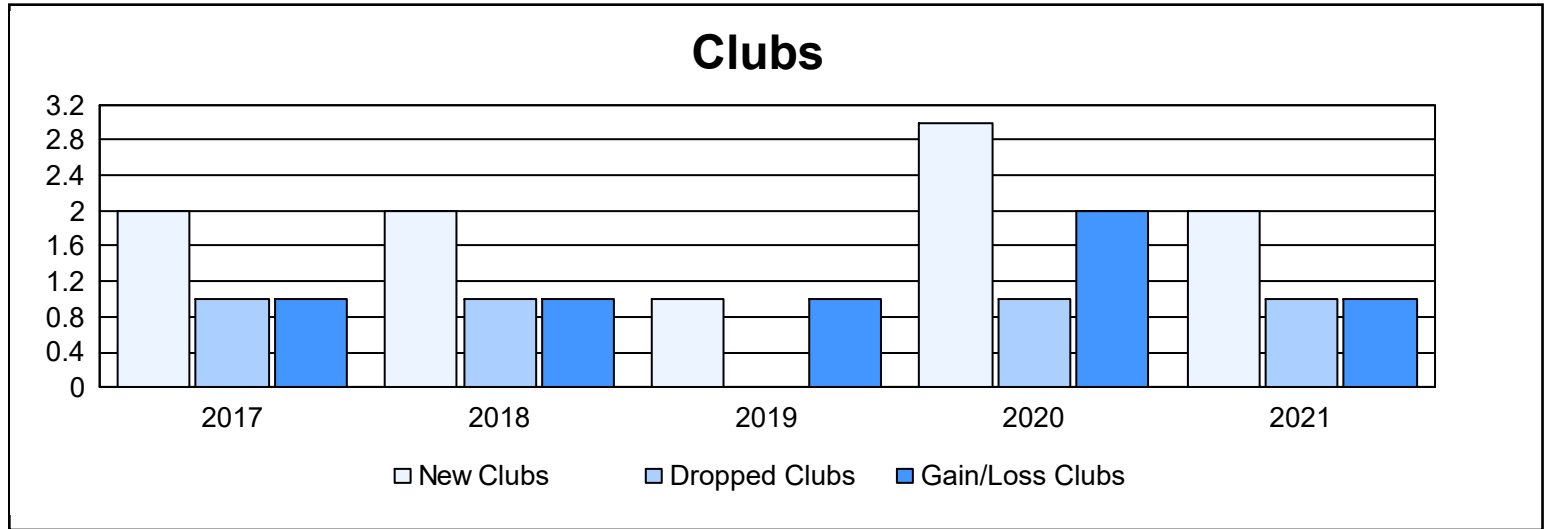
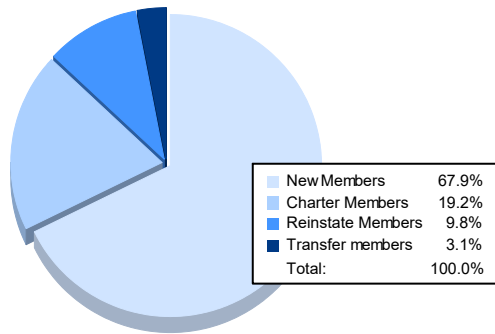


| Year | New Clubs | Dropped Clubs | Gain/ Loss Clubs | New Members | Charter Members | Reinstate Members | Transfer Members | Total Member Added | Total Members Dropped | Gain/ Loss Members |
|----------------|-----------|---------------|------------------|-------------|-----------------|-------------------|------------------|--------------------|-----------------------|--------------------|
| 2016-2017 | 2 | 1 | 1 | 418 | 69 | 96 | 13 | 596 | 474 | 122 |
| 2017-2018 | 2 | 1 | 1 | 475 | 79 | 63 | 15 | 632 | 511 | 121 |
| 2018-2019 | 1 | 0 | 1 | 303 | 34 | 89 | 16 | 442 | 662 | -220 |
| 2019-2020 | 3 | 1 | 2 | 210 | 93 | 28 | 13 | 344 | 445 | -101 |
| 2020-2021 | 2 | 1 | 1 | 262 | 74 | 38 | 12 | 386 | 360 | 26 |
| Average | 2 | 1 | 1 | 334 | 70 | 63 | 14 | 480 | 490 | -10 |



Membership Composition June 2021 Cumulative



Gender Composition June 2021 Cumulative

